













Micropipet Protocol Card - Ulster

NEVER crank the micropipets above or below their ranges!!

| Range: 0.5-10 μl | Range: 2-20 μl | Range: 20-200 μl | Range: 200-1000 μl |
|--|---|---|---|
|  |  |  |  |
| Example volumes: | Example volumes: | Example volumes: | Example volumes: |
|   |   |   |   |
| 2.5 μl 9.0 μl | 2.0 μl 15.3 μl | 31.0 μl 128.0 μl | 225 μl 1000 μl |

The red line indicates the decimal point - even on the 200-1000 μ l micropipet (970 μ l is the same as 0.97 ml).

Tip Selection Guide

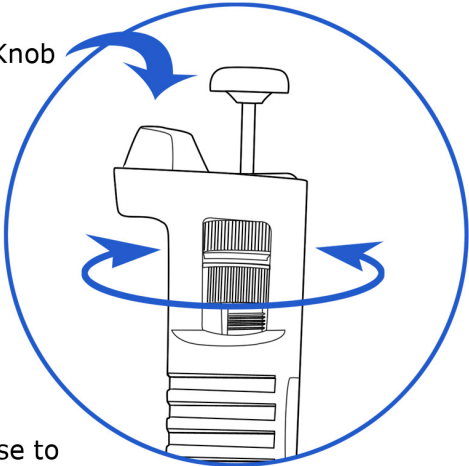


Always hold the micropipet in a **vertical position** when there is fluid in the tip.

Micropipet Protocol Card - **Ulster**

Tip Ejector Knob

Set the volume by turning the Black Knob



Push down to first stop

Release to draw in sample

Push down to first stop

Continue down to second stop

Eject Tip

Move to new microtube

